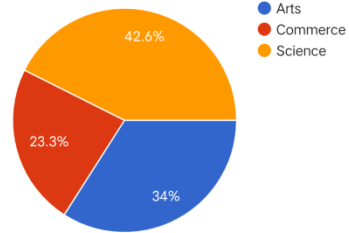


Feedback Analysis

Students Satisfaction Survey: 1213 Responses

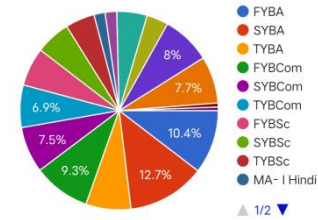
2. Faculty

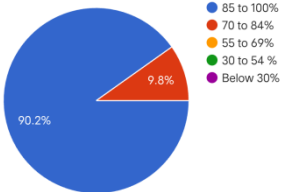
1,213 responses



3. Class

1,213 responses



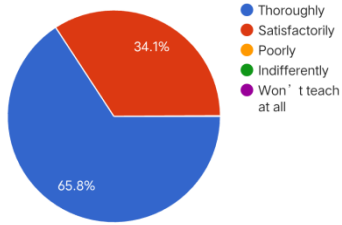
Sr. No.	Responses	Action Needed
01	<p data-bbox="376 874 568 975">PART-II Student Satisfaction Survey for Teaching Learning and Evaluation</p> <p data-bbox="376 999 600 1099">1. How much of the syllabus was covered in the class? वर्गात किती टक्के अभ्यासक्रम पूर्ण झाला ?</p> <p data-bbox="376 1126 483 1145">1,213 responses</p> 	<p data-bbox="1200 802 2051 927">How much syllabus was covered in the class?, 90.2 % students responded strongly agreement to this question, while 9.8 % students were agreed for this.</p>

02

2. How well did the teachers prepare for the classes? शिक्षक वर्गात विषयाची कशी तयारी करून येतात?

Copy

1,213 responses



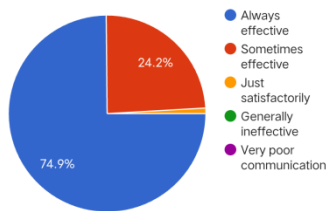
65.8 % students say that teacher's prepare thoroughly for the class, while 34.1 % students say that their teachers prepare satisfactorily for the class.

03

3. How well were the teachers able to communicate? शिक्षक वर्गात संवाद साधण्यात सक्षम आहेत ?

Copy

1,213 responses



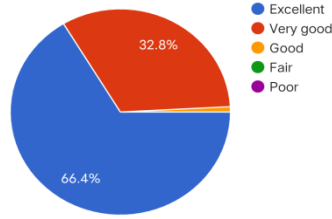
74.9 % students says that their teachers are very well able to communicate them, while 24.2 % says that their teachers are sometimes effective in communication. Here is scope to improve communication of teachers with students.

04

4. The teacher's approach to teaching can best be described as

शिक्षकांच्या शिकवण्याच्या पद्धतीचे कसे वर्णन कराल

1,213 responses



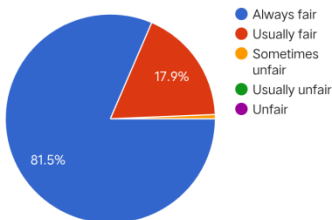
The teachers approach to teaching is best described by students as 66.4 % as excellent, 32.8 % as very good and 0.8 % as good.

05

5. Fairness of the internal evaluation process by the teachers.

शिक्षकांची अंतर्गत मूल्यमापन पद्धती कशा प्रकारची आहे

1,213 responses



81.5 % students say always fair, 17.9 % students says usually fair and 0.6 % says sometimes unfair. Here scope for improvement in transparency in the evaluation process.

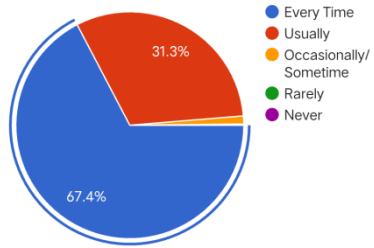
06

6. Was your performance in assignments discussed with you?



तुमच्या कामगिरीची तुमच्याबरोबर चर्चा केली जाते का ?

1,213 responses



67.4 % students responded as every time, 31.3 % students responded as usually.

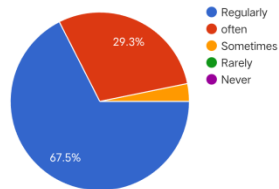
07

7. The institute takes active interest in promoting internship, student exchange, and field visit opportunities for students.



आपल्या संस्थेत प्रशिक्षण विद्यार्थी विनीमय व फील्ड विजिट / क्षेत्रभेट सहल मध्ये रुची आहे

1,213 responses



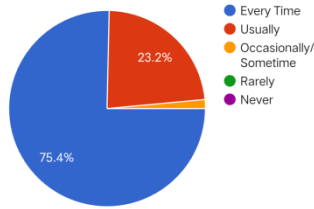
67.5 % students say this regularly, 29.3 % says it as often, while a 3.2 % student says it as sometimes.

08

8. Teachers inform you about your expected competencies, course outcomes and programme outcomes

शिक्षकांनी मुलांची आवड त्यांच्या विशेष दक्षतेनुसार पाठ्यक्रम व कार्यक्रमांच्या परिणामांविषयी सूचित केले आहे

1,213 responses



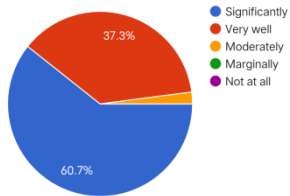
75.4 % students say every time, 23.2 % says usually, 1.4 % says occasionally.

09

9. The teaching and mentoring process in your institution facilitates you in cognitive, social and emotional growth

आपल्या संस्थेमध्ये शिक्षक शिक्षणाच्या बाबतीत सामाजिक व भावनात्मक विकास साधतात

1,213 responses



60.7 % responded as significantly, 37.3 % as very well and 2 % responded as moderately.

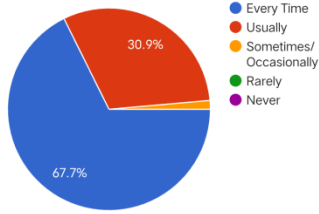
10

10. The teachers illustrate the concepts through examples and applications.



शिक्षक उदाहरण आणि उपाययोजनांच्या माध्यमातून संज्ञा स्पष्ट करतात

1,213 responses



67.7 % students say every time, 30.9 % students say usually and 1.4 % says sometimes.

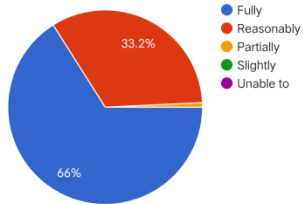
11

11. The teachers identify your strengths and encourage you with providing right level of challenges.



शिक्षक तुमच्या सामर्थ्याला समजतात व तुम्हाला योग्य आव्हानांनी प्रोत्साहित करतात

1,213 responses



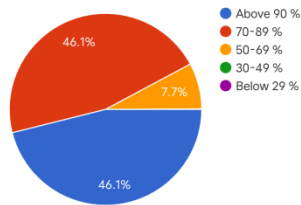
66 % students fully agree with this, 33.2 % responded as reasonably.

12

12. What percentage of teachers use ICT tools such as LCD projector, Multimedia, etc. while teaching.

किती टक्के शिक्षक शिकवताना एलसीडी प्रोजेक्टर, मल्टीमीडिया चा वापर करतात ?

1,213 responses



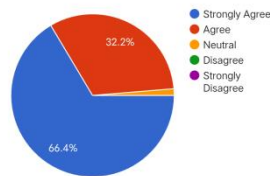
Students are satisfied about the use of ICT tools of teachers while teaching.

13

14. The overall quality of teaching-learning process in your institute is very good.

आपल्या महाविद्यालयात अध्ययन, अध्यापन पद्धती चांगली आहे ?

1,213 responses



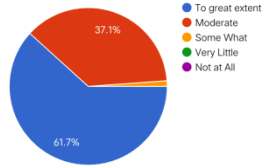
61.7 % students appreciated to the great extent the efforts made by teachers, while 37.1 % students moderately appreciated the efforts made by teachers.

14

13. Efforts are made by the institute/ teachers to inculcate soft skills, life skills and employability skills to make you ready for the world of work.

महाविद्यालय शिक्षक तुम्हाला रोजगार प्राप्तीसाठी व्यवहार कुशलता, जीवन कौशल्य व रोजगार योग्यता कौशल्य समजावतात ?


1,213 responses




Overall quality of teaching-learning process of institute is rated 66.4 % excellent and 32.2 % very good.

Overall conclusion:

Students are overall satisfied with the facilities provided by the organization.


Co-ordinator
IQAC, ACS College Navapur.
Tal. Navapur. Dist. Nandurbar.


Principal
Shri D. H. Agrawal Arts, Shri Pang Avadhoot Commerce and
Shri C. C. Shah & Shri M. G. Agrawal Science College,
NAVAPUR Dist. Nandurbar-425 418 (M.S.)

